



# Broadnet Jordanian Mobile subscribers segmentation



Lebanon

UK

Malta

Egypt

Australia

USA

Qatar

UAE

Italy

India

KSA

Jordan

Bahrain

Oman

# BY LOCATION

## PLACE OF RESIDENT



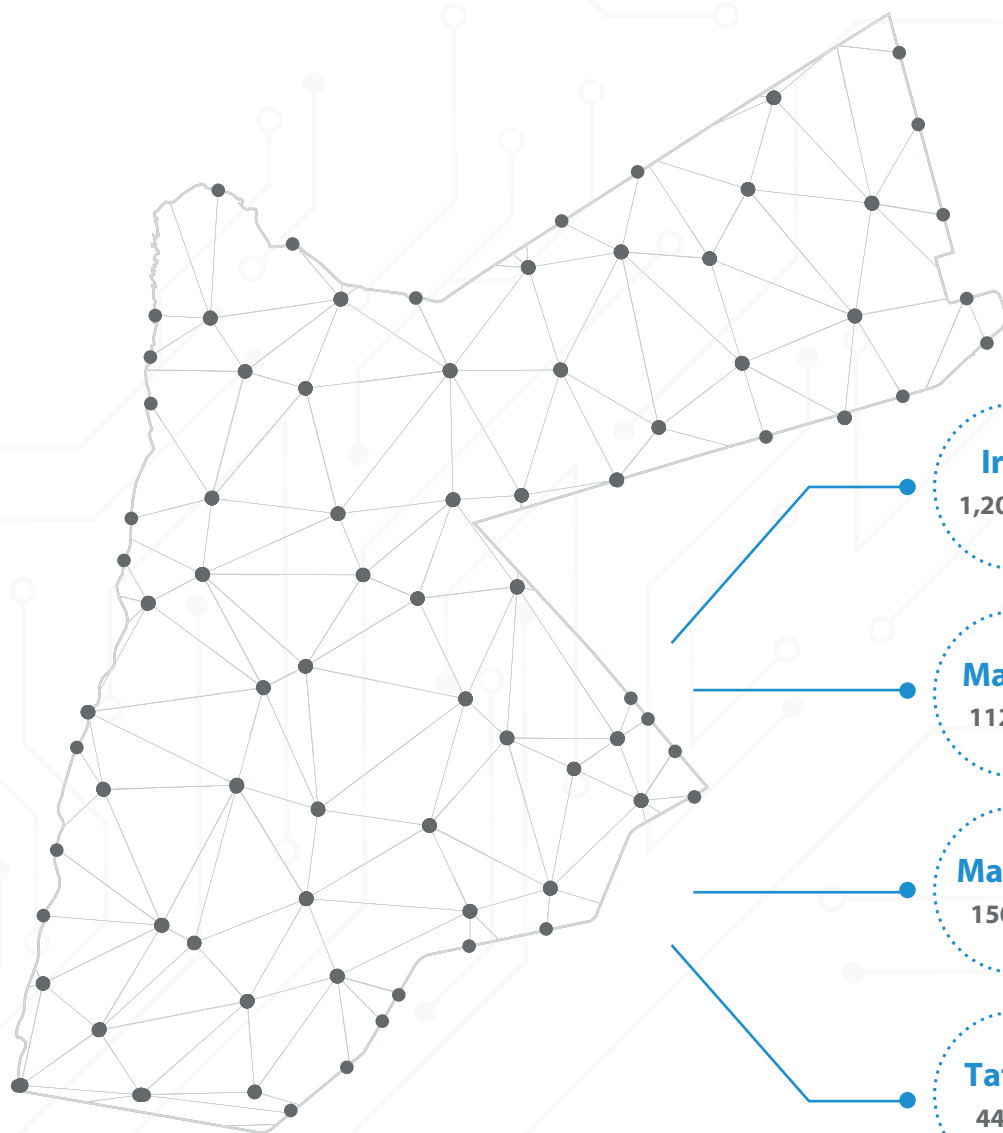
4,746,152



2,630,517



2,115,635



**Irbid**

1,209,905

**Ajlun**

129,634

**Jerash**

98,932

**Mafrq**

112,613

**Zarqa**

1,080,271

**Balqa**

212,523

**Madaba**

150,413

**Karak**

64,816

**Badya**

22,322

**Tafleh**

44,512

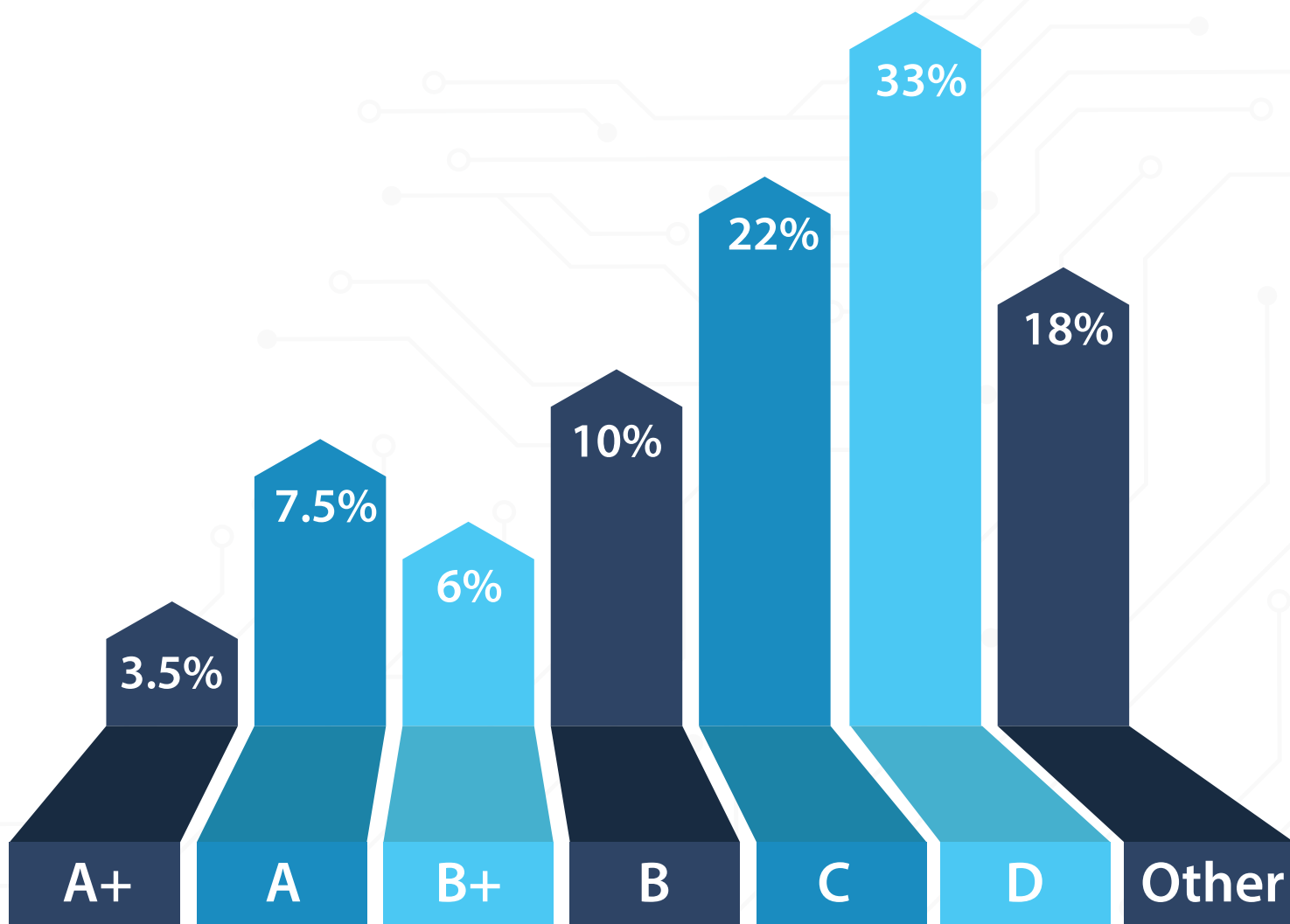
**Ma'an**

36,423

**Aqaba**

171,320

## BY INCOME



A+ 282,795

A 605,988

B+ 484,790

B 807,983

C 1,777,565

D 2,666,345

Other 1,454,370

A+ 3000 JD and above  
A 2000 JD - 3000 JD  
B+ 1000 JD - 2000 JD

B 600 JD - 1000 JD  
C 400 JD - 600 JD  
D 200 JD - 400 JD

## BY PROVIDER



**47%**

3,797,523



**27%**

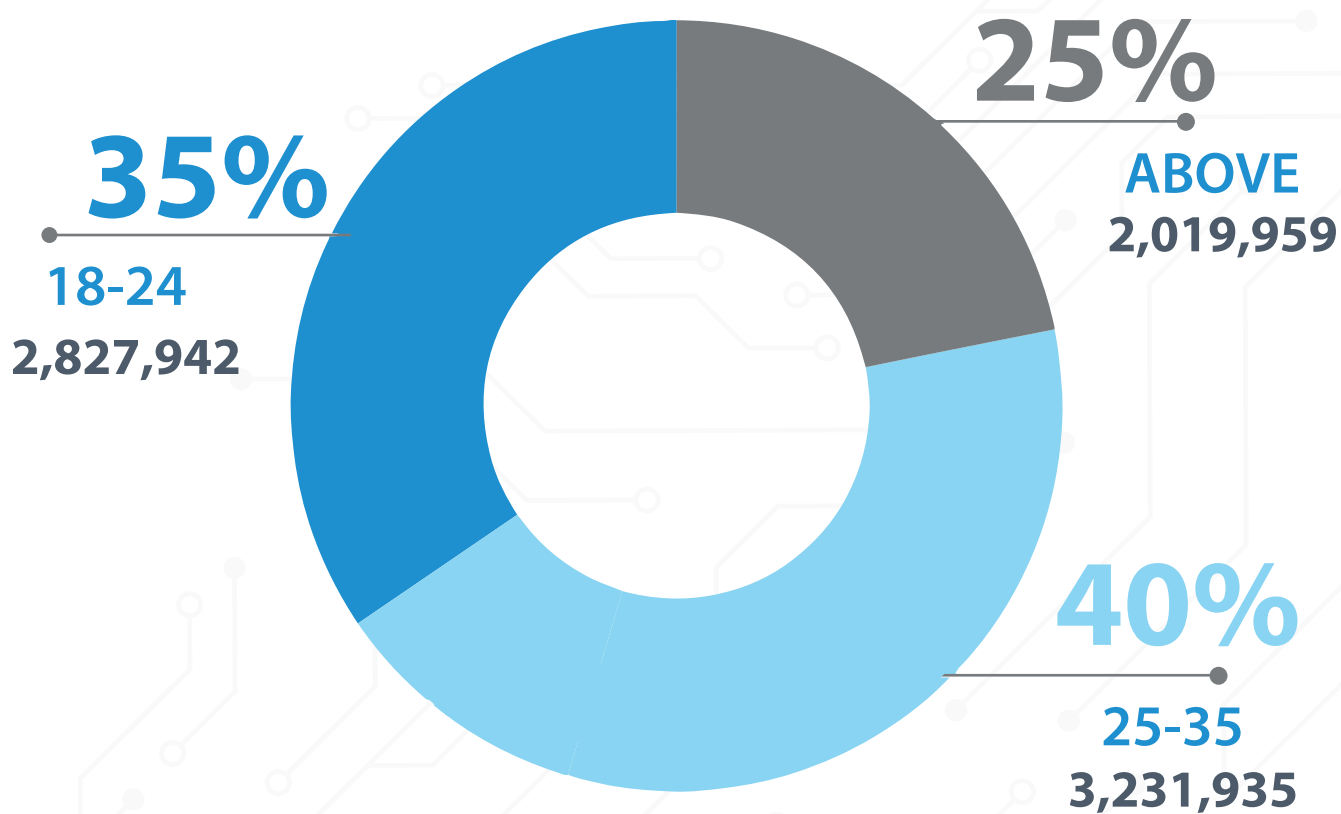
2,181,556



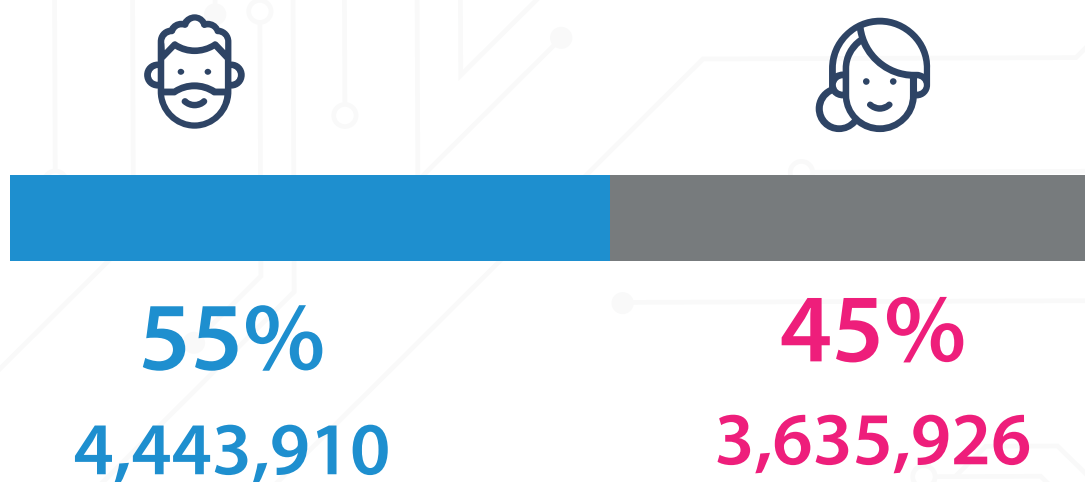
**26%**

2,100,757

## BY AGE



## BY GENDER



## BY OCCUPATION

Engineers  
110,000

Students  
302,830

Dentist  
10,985

Lawyers  
14,756

Journalist  
14,921

Contractors  
302,830

Doctors  
15,000

Military  
9,735

Artist  
2,717

Amman Chamber  
of Commerce  
18,843

Teachers  
103,000

Bankers  
2,750

Government  
employees  
1,290

Designers  
2,518

Housing  
1,641

Taxi driver  
1,100

Marketing  
managers  
2,864

Restaurants  
owners  
6,916

Tourist guides  
1,003

Irbid chamber  
of Commerce  
13,763

Expacts  
2,046

University  
Doctors  
2,181

Beauty Parlour  
Owners  
2,090

Investors  
1,485

Retired Military  
64,221

pharmacists  
5,000

Veterinarians  
2,000

## BY NATIONALITIES



**SYRIANS**

69,876



**EGYPTIANS**

81,811



**IRAQIS**

3,320



**LEBANESE**

2,935



**OTHERS**

34,594