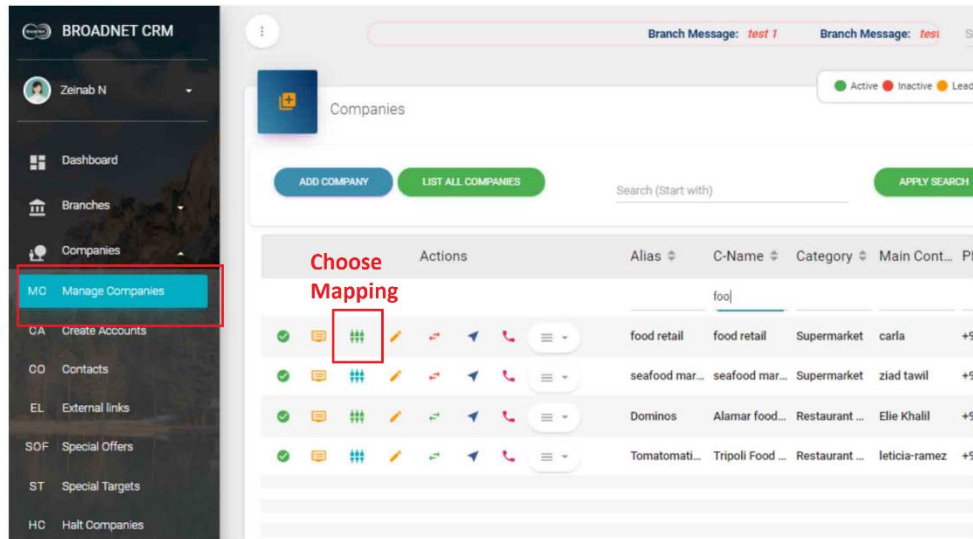


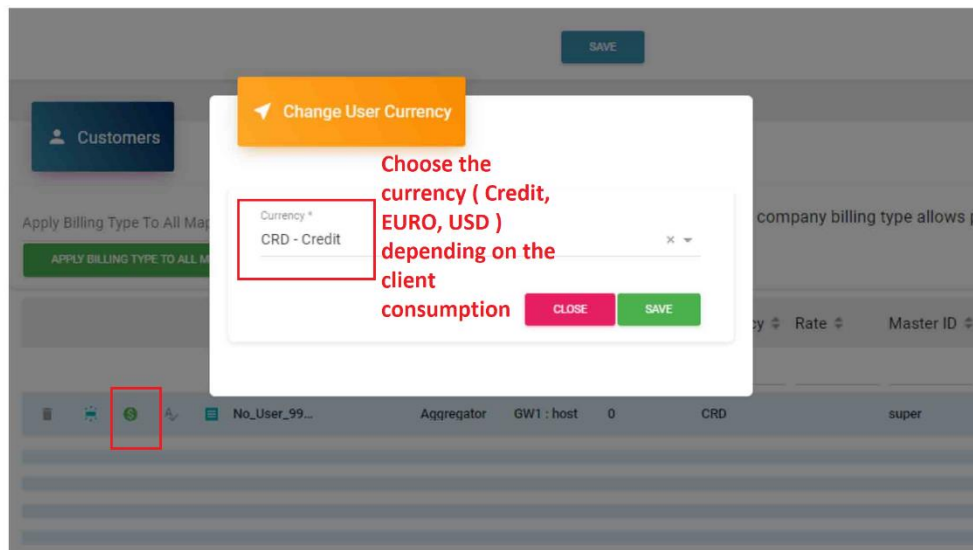
For Any Client NOT Having an Online SMS Account & Sending SMS from our Side

Here's the Process of Documenting SMS Transactions using SMS OFFLINE ACCOUNT

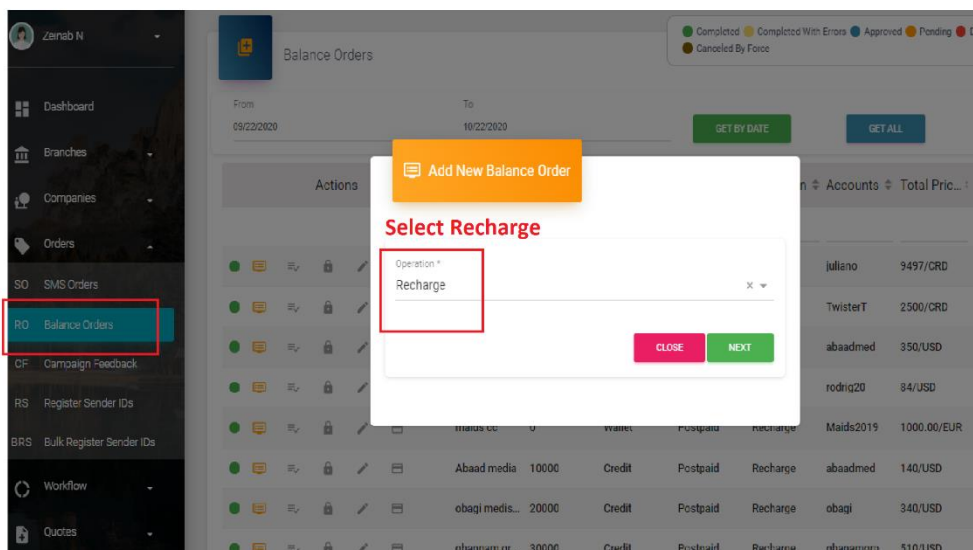
Step 1:
Click on
Manage
Companies



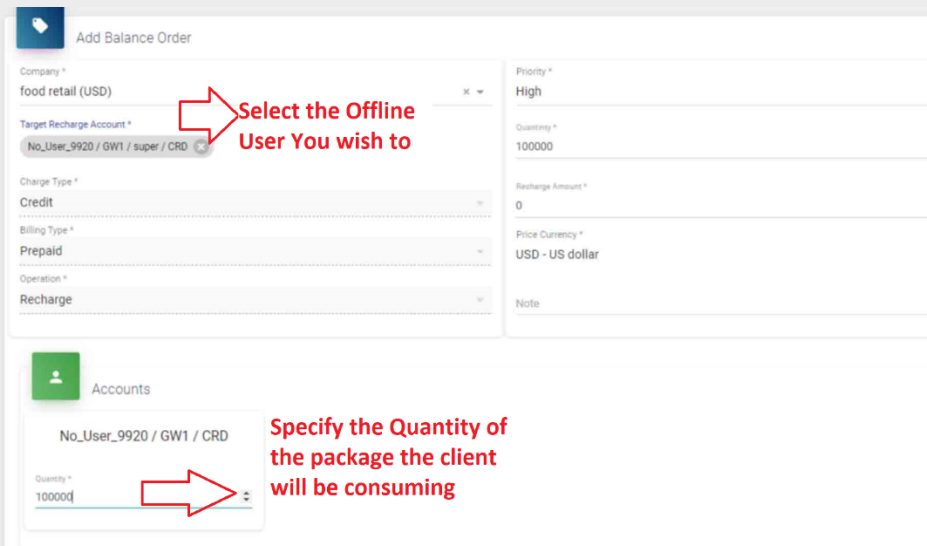
Step 2:
Select the
dollar sign
for
Choosing
the USER
CURRENCY



Step 3:
Go to
Balance
Order to
Recharge
the Offline
Account



Step 4:
Choose the
OFFLINE
Target
Recharge
Account
&
Add the
Credits



Add Balance Order

Company *
food retail (USD)

Target Recharge Account *
No_User_9920 / GW1 / super / CRD

Charge Type *
Credit

Billing Type *
Prepaid

Operation *
Recharge

Priority *
High

Quantity *
100000

Recharge Amount *
0

Price Currency *
USD - US dollar

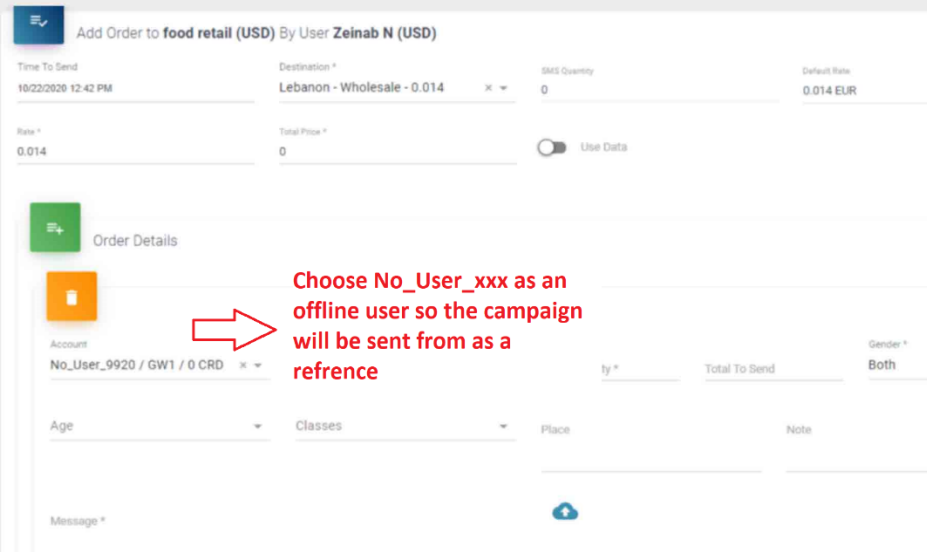
Note

Accounts

No_User_9920 / GW1 / CRD

Quantity *
100000

Step 5:
Go to **SMS ORDER**
&
Specify the
OFFLINE
ACCOUNT
from where
the campaign
will be sent
from



Add Order to food retail (USD) By User Zeinab N (USD)

Time To Send
10/22/2020 12:42 PM

Destination *
Lebanon - Wholesale - 0.014

SMS Quantity
0

Default Rate
0.014 EUR

Rate *
0.014

Total Price *
0

Use Data

Order Details

Account
No_User_9920 / GW1 / 0 CRD

Age

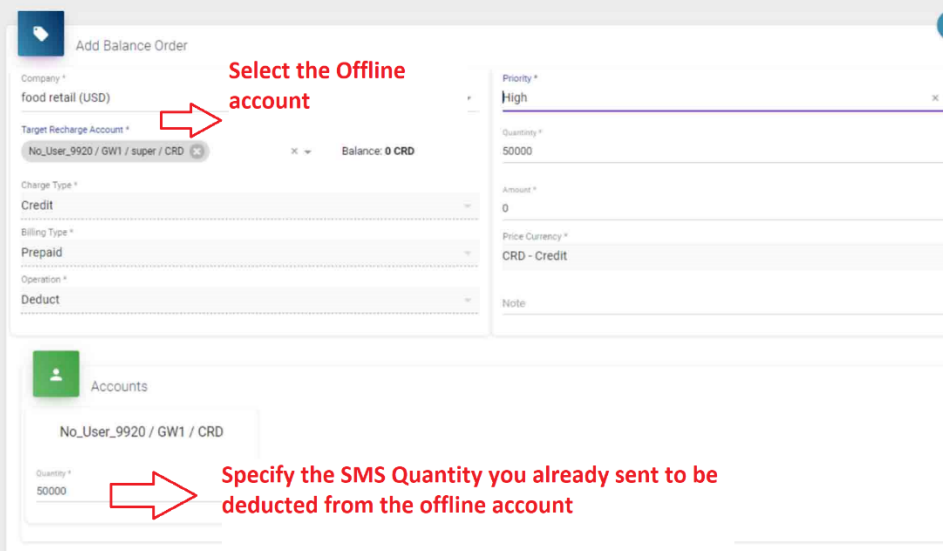
Classes

Place

Note

Message *

Step 6:
Go Back
to
Balance Order
&
Choose
Deduct



Add Balance Order

Company *
food retail (USD)

Target Recharge Account *
No_User_9920 / GW1 / super / CRD

Charge Type *
Credit

Billing Type *
Prepaid

Operation *
Deduct

Priority *
High

Quantity *
50000

Amount *
0

Price Currency *
CRD - Credit

Note

Accounts

No_User_9920 / GW1 / CRD

Quantity *
50000